

# Broken Dishes Star Block



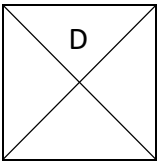
## Cutting Instructions

Background	A	1 – 7 ¼" square
	B	4 – 3 ½" squares
Star Points	C	1 – 7 ¾" square
Pinwheel Color #1	D	1 – 7" square
Pinwheel Color #2	E	1 – 7" square

## Piecing Instructions:

Draw a diagonal line twice on the wrong side of the Fabric D square.

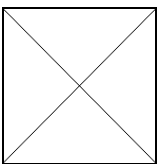
Make one.



With right sides facing, layer the Fabric D square with the Fabric E square.

Stitch on the drawn lines.

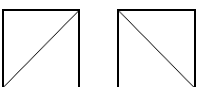
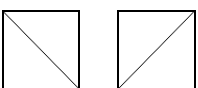
Make one.



Cut the D/E unit into quarters.

Fabric D/E unit should measure 3 ½" x 3 ½" .

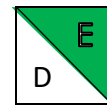
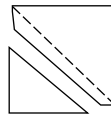
Make one.



Trim ¼" away from the seam.

Half Square Triangle Unit should measure 3 ½" x 3 ½" .

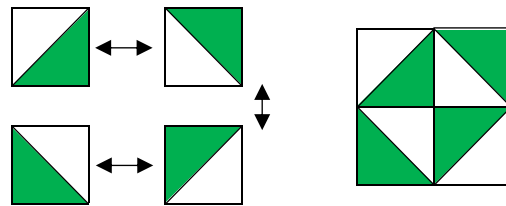
Make four.



Assemble four Half Square Triangle units.


Pinwheel unit should measure 6 ½" x 6 ½" .

Make one. Set aside.



Draw diagonal lines  $\frac{1}{4}$ " away from the center on the wrong side of the Fabric C square.

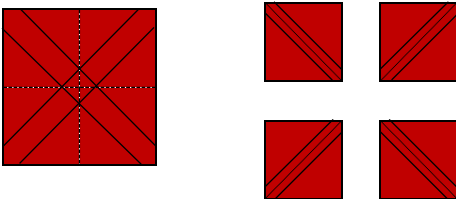
Make one.



Cut the Fabric C square into quarters.

Fabric C unit should measure  $3\frac{7}{8}$ " x  $3\frac{7}{8}$ ".

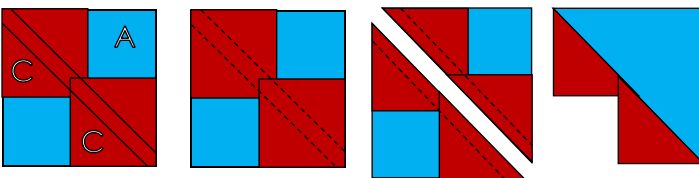
Make four.



Layer two Fabric C units on opposite ends of the Fabric A square.

Stitch on the two drawn lines and cut apart between the stitched lines.

Make two.

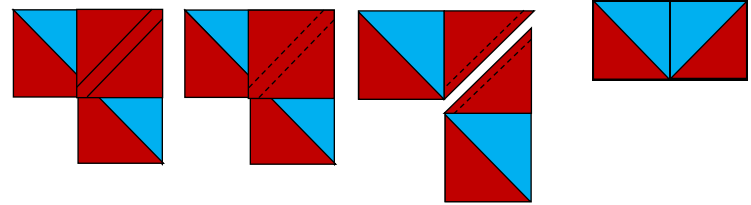


Layer one Fabric C unit on the top right corner of a Fabric C/A unit.

Stitch on the two drawn lines and cut apart between the stitched lines.

Flying Geese unit should measure  $3\frac{1}{2}$ " x  $6\frac{1}{2}$ ".

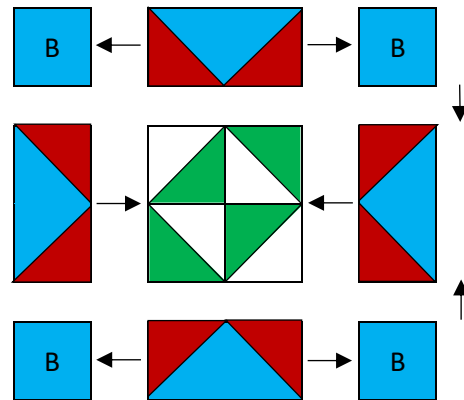
Make four.



Assemble the Sarah's Choice Block.

Sarah's Choice Block should measure  $12\frac{1}{2}$ " x  $12\frac{1}{2}$ ".

Make one.



**MAKE SURE TO USE THE CORRECT HASHTAGS SO WE CAN SEE YOUR BLOCK!**

**#CRYSTALQUILTERSBOM #SEWMANYSTARSQUILT**