


Four Star Block



Cutting Instructions

Main Background (Aqua)	A	2 – 4 ¼” squares
	B	8 – 2” squares
Second Background (White)	C	2 – 4 ¼” squares
	D	8 – 2” squares
Star Center Color 1 (White Print)	E	2 – 3 ½” squares
Star Points Color 1 (White Print)	F	2 – 4 ¾” squares
Star Center Color 2 (Teal Print)	G	2 – 3 ½” squares
Star Points Color 2 (Teal)	H	2 – 4 ¾” squares

YOU WILL MAKE FOUR 6 ½” SAWTOOTH STAR BLOCKS, TWO IN BOTH COLORWAYS, AND SEW THEM TOGETHER TO CREATE A FULL FOUR STAR BLOCK.

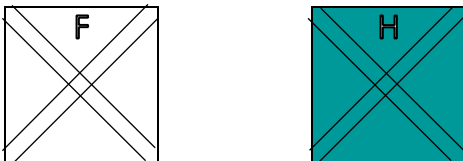
YOU WILL NEED FIVE (5) FULL FOUR STAR BLOCKS IN TOTAL.

Piecing Instructions:

All seams are a scant ¼”.

Draw diagonal lines ¼” away from the center on the wrong side of the Fabric F and H squares.

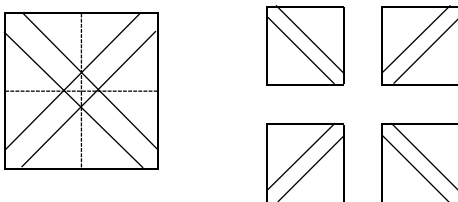
Make four. (Two of each color)



Cut the Fabric F and H squares into quarters.

Fabric F and H units should measure 2 3/8” x 2 3/8”.

Make sixteen. (Eight of each color)

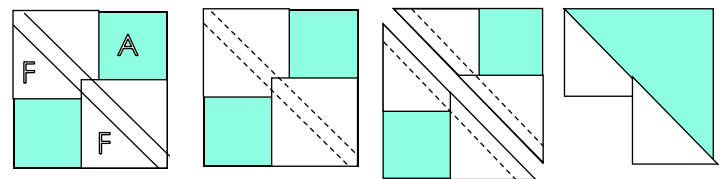


Layer two Fabric F units on opposite ends of the two Fabric A squares.

Stitch on the two drawn lines and cut apart between the stitched lines.

Press seams open.

Make four.



★ Repeat with Fabric H units on Fabric C squares.

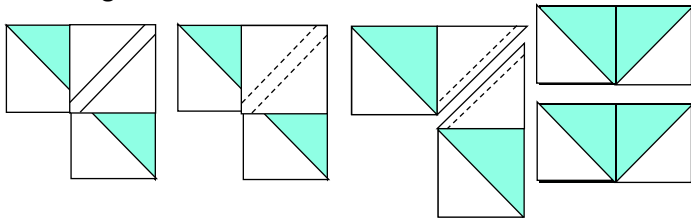
Layer one Fabric F unit on the top right corner of a Fabric F/A unit.

Stitch on the two drawn lines and cut apart between the stitched lines.

Press seams open.

Flying Geese unit should measure 2 x 3 1/2".

Make eight.



★ Repeat with remaining Fabric H and Fabric H/C units.

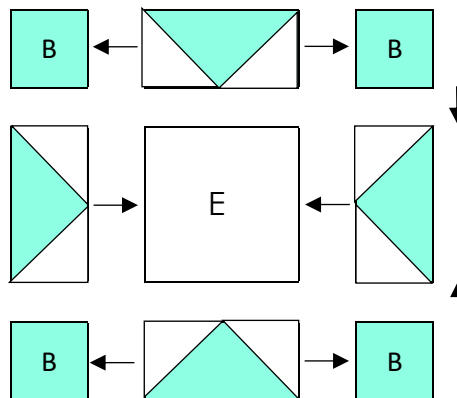
Next step →

Assemble the sawtooth star units.

Sawtooth star units should measure 6 1/2" x 6 1/2".

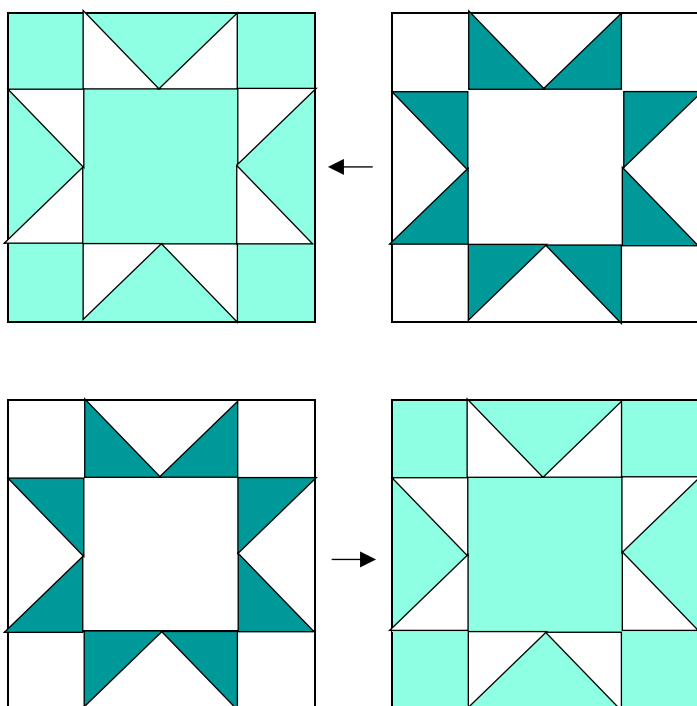
Press seams in direction of arrows, unless using fussy-cut star center squares (E). If using fussy-cut star center squares on BOTH colorways of stars, press second colorway seams in opposite directions to allow for seam-nesting in next step.

Make two.



★ Repeat with second colorway, using D and G squares. Make two.

Join sawtooth star units to create Four Star block, rotating blocks as needed to nest seams.



(Press seam open)

Press seams as indicated by arrows.

Four Star block should measure 12 1/2" x 12 1/2".